

# **FWD/HWD Void Detection Beneath Concrete Pavements or Overlaid Concrete Pavements**

**Prepared by:  
Khaled Galal, Ph.D.  
Pavement & Materials  
Research Team Leader  
Stantec Consulting  
Charlotte, NC**

**Presented by:  
Leanne Whiteley-Lagace,  
M.A.Sc., P.Eng.  
Pavement Engineer  
Stantec Consulting  
Hamilton, ON**

**One Team. Infinite Solutions**



SWIFT 2010  
Calgary, AB

# Presentation Outline

- Voids – what's the big deal?
- What causes them?
- How can we detect them?



# Oops...



# Development of Voids

- Pumping action of concrete pavement
- Subbase disintegration
- Lack of doweled pavement
- Poor subbase and/or subgrade compaction
- Poor construction


# Development of Voids

- Excess subgrade and subbase (unbound materials) moisture
- High water table
- Aggregate segregation during construction
- Combination of one or more of the above

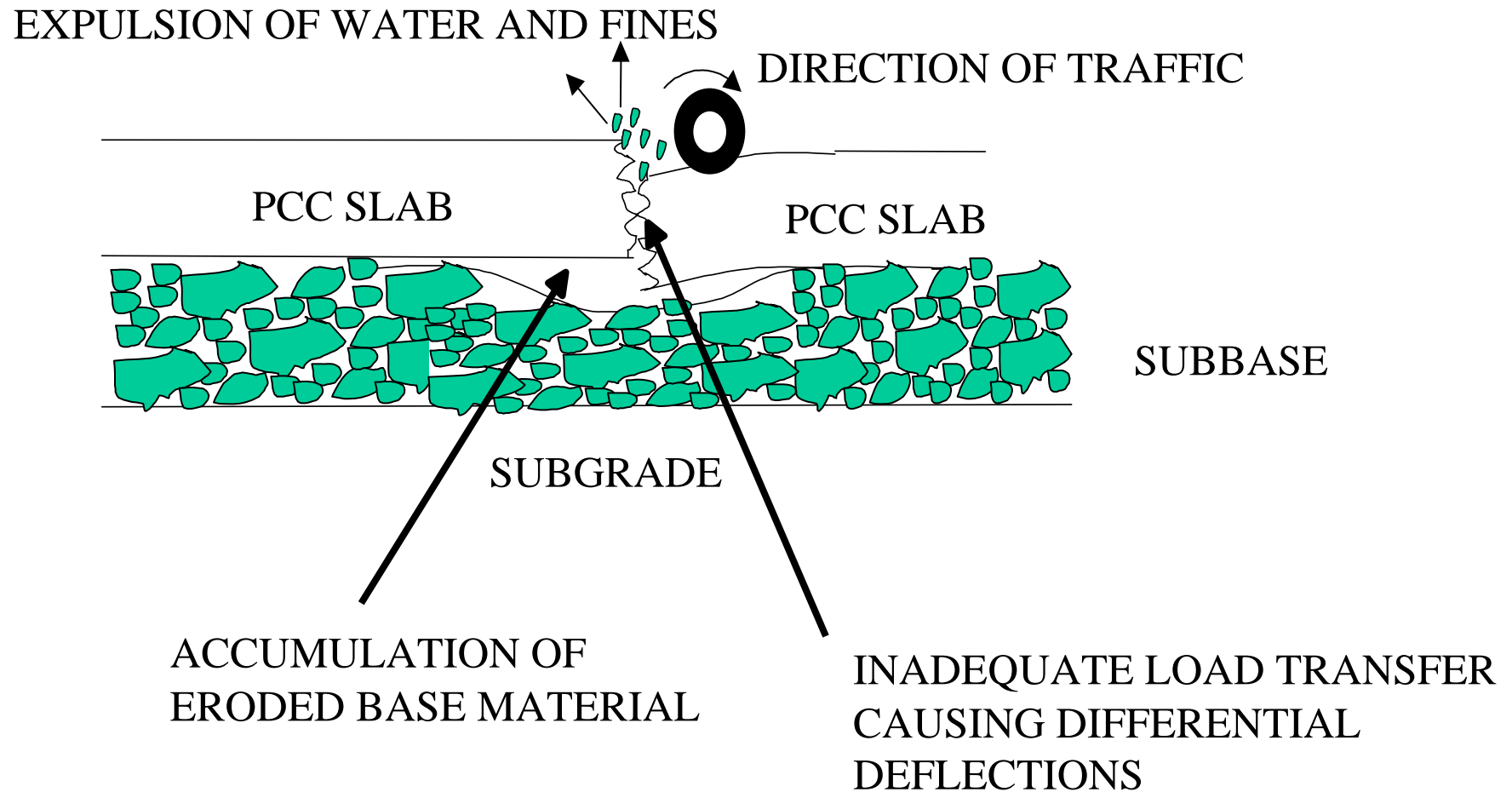


**Pumping**

**Pumping  
& loss of  
fines**



# Faulting (Pumping Mechanism)

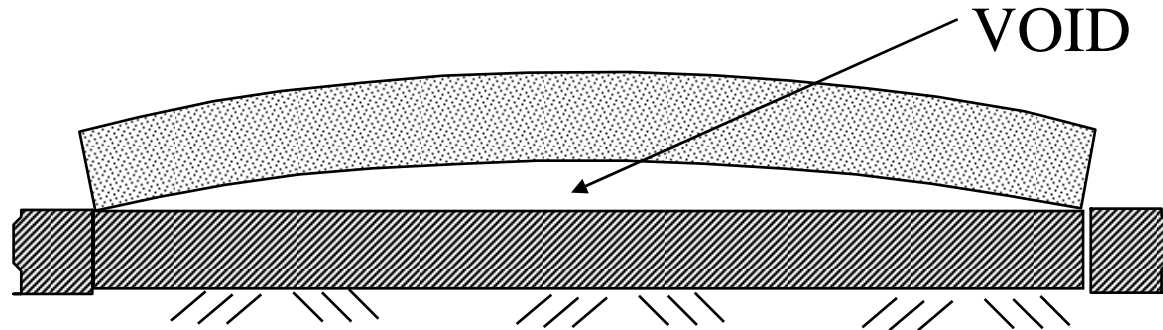




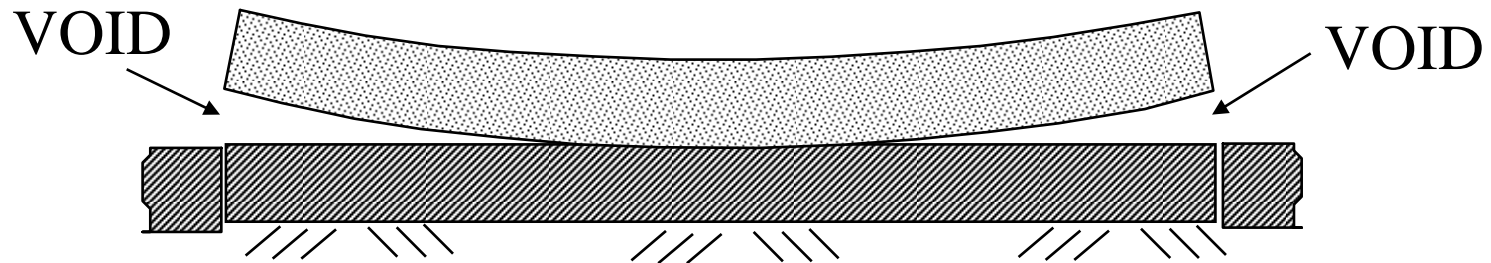
# Void Detection/Underseal

- Underseal Analysis
  - Conduct FWD/HWD test at multiple load levels
  - At a minimum, test leave and approach PCC slabs within 60-100 cm (2-3 ft) of slab edge
  - Recommend randomly testing PCC slab centre
  - Test at the direction of traffic movement
  - Avoid testing at extreme temperature

# Slab Curling – Temperature Difference



DAYTIME CURLING

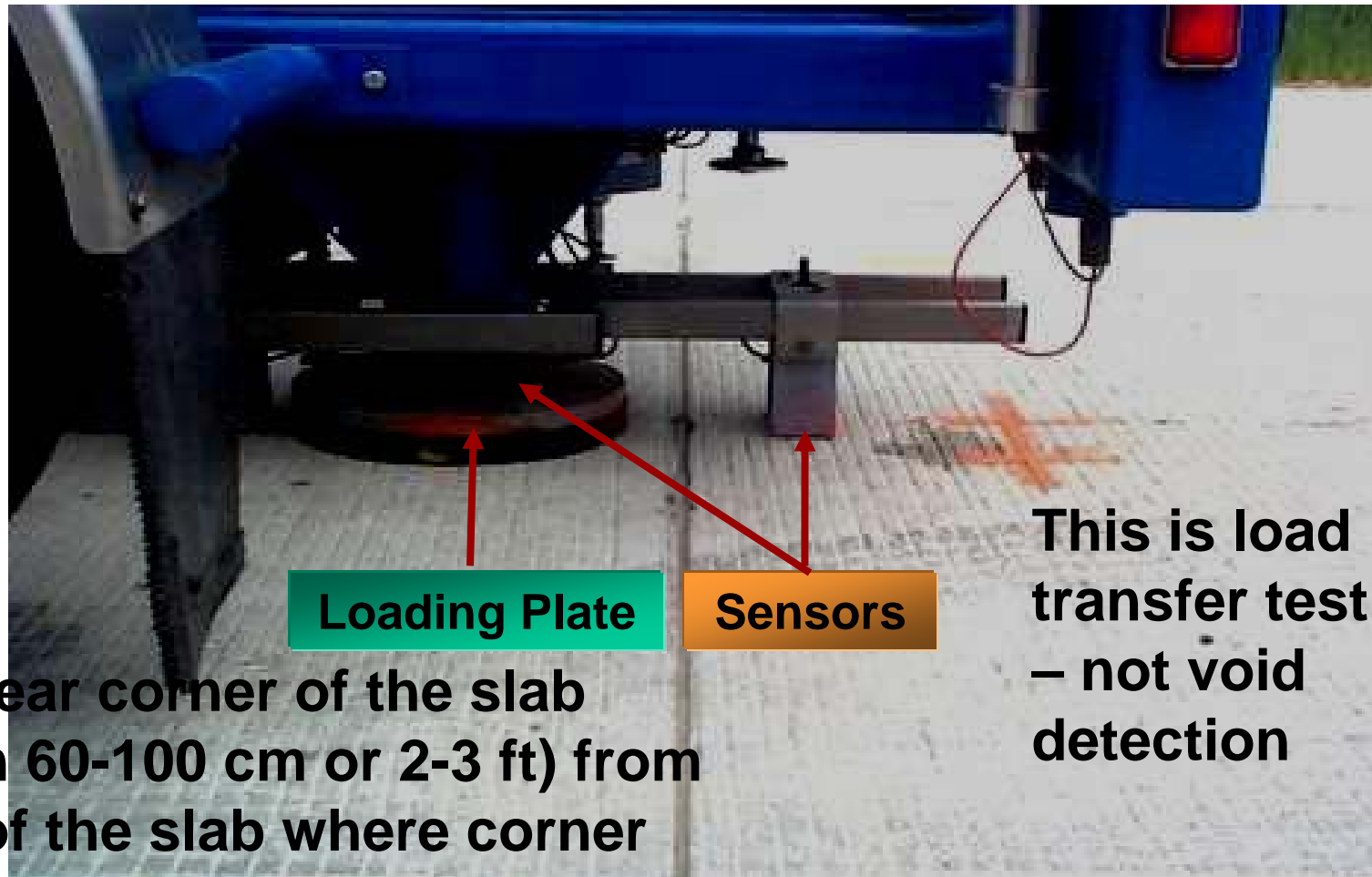


NIGHTTIME CURLING

# Slab Curling

- At high surface temp = edge contact
- At low surface temp = centre contact
- **Avoid corner tests if slab does NOT have edge contact**
- Recommend FWD/HWD testing when curling/warping does not exist – usually when temperature differential is minimum between top and bottom of the slab

# FWD/HWD Void detection is performed at corner of the Slab



Loading Plate

Sensors

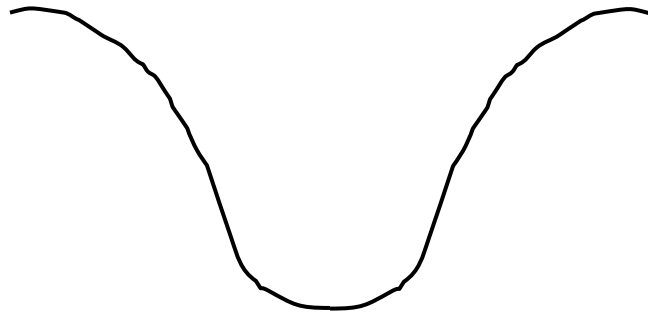
This is load transfer testing – not void detection

Test near corner of the slab (within 60-100 cm or 2-3 ft) from edge of the slab where corner cracking is most likely to occur

# Testing Sensitivity

- FWD/HWD is very sensitive to the presence of voids beneath the corner of PCC or overlaid PCC slabs
- FWD/HWD sensitivity is reduced where dowels are used for load transfer across PCC slabs
- FWD/HWD testing must be conducted at multiple load levels to detect the voids beneath PCC or overlaid PCC Slabs

# Deflection Basin Parameters



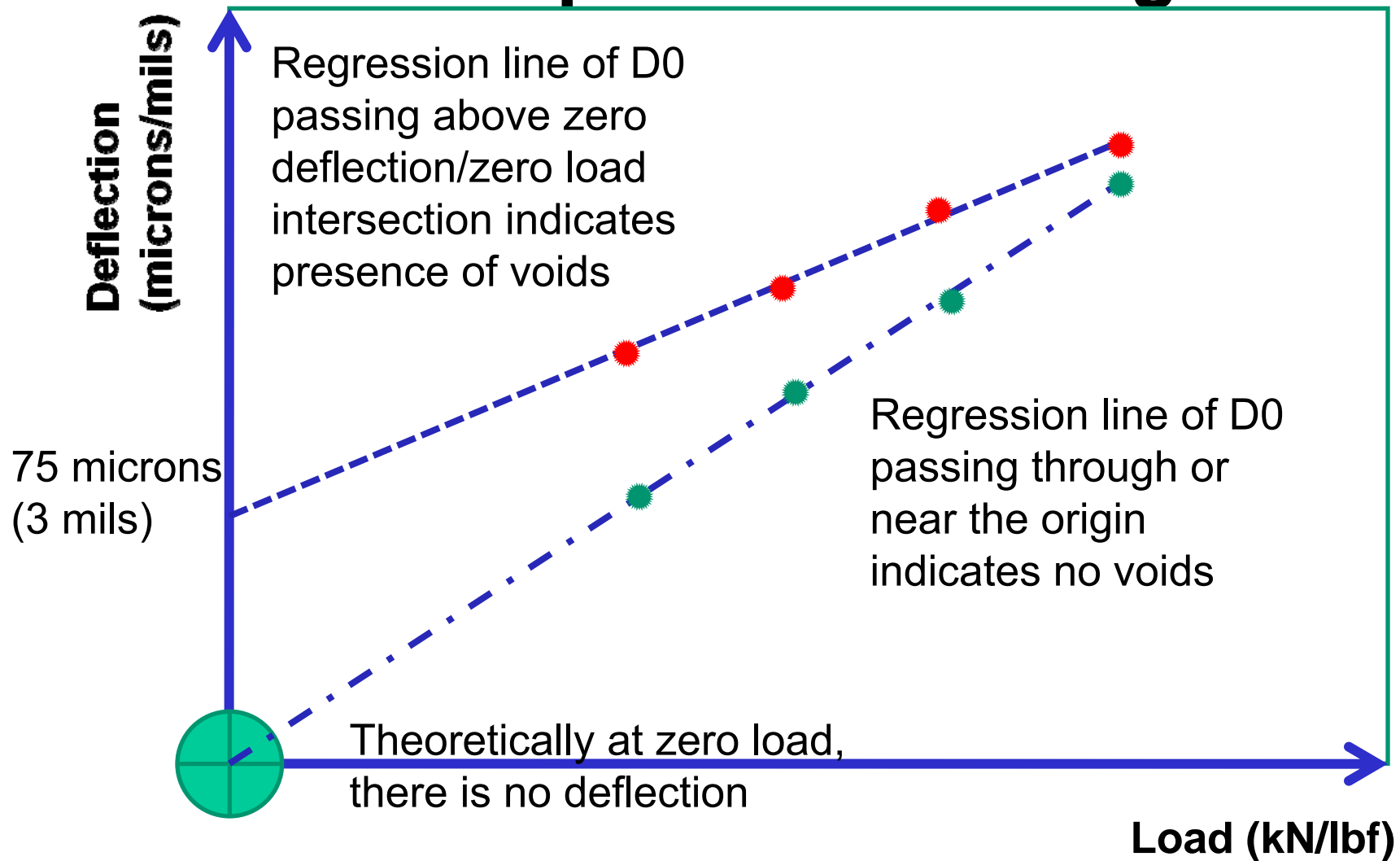
Weak Pavement/  
High deflection  
(Void-like  
conditions)



Strong Pavement/  
Low deflection  
(No void-like  
conditions)

- Deflection magnitude
- Slope
- Deflection difference
- Radius
- Area
- Deflection ratio

# Void Detection Method 1: Multiple Load Testing



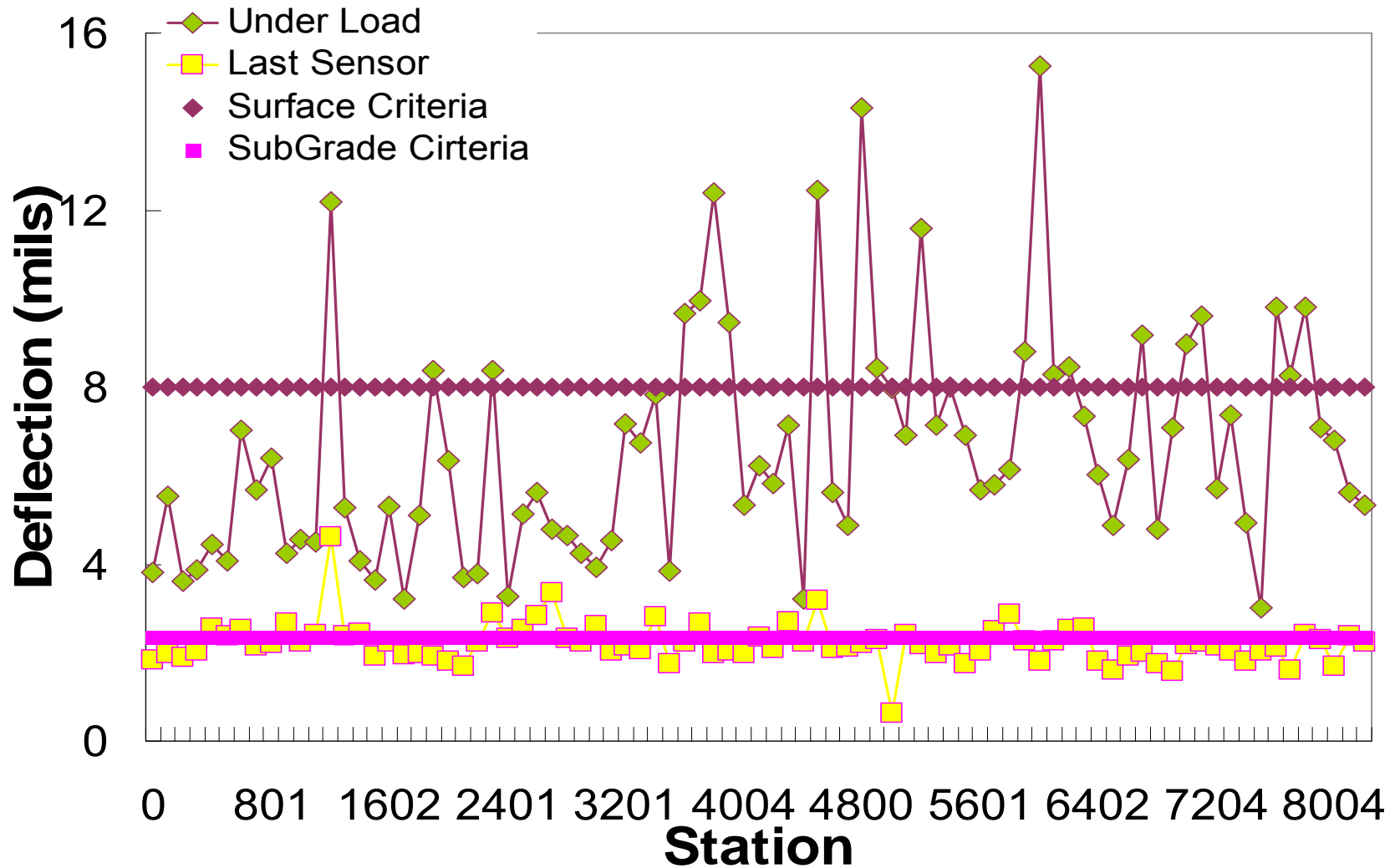
# Void Detection Method 2: Centre Slab Load Test Comparison

Load Transfer	D0 (at center of the slab)	D0 (at slab corner)	D0 function of thickness & load	D0 Normalized to 40 kN (9,000 lbf) (for overlaid PCC must normalize to 20°C or 70°F)
Doweled	Example: 75 microns (3 mils)	2.5 – 3 times measured centre deflection (D0)	40 kN (9,000lbf)	≥ 187 - 225 microns (7.5 -9.0 mils)
Non-Doweled	Example: 75 microns (3 mils)	3.5 – 4 times measured centre deflection (D0)	40 kN (9,000lbf)	≥ 262 - 300 microns (10.5 – 12.0 mils)



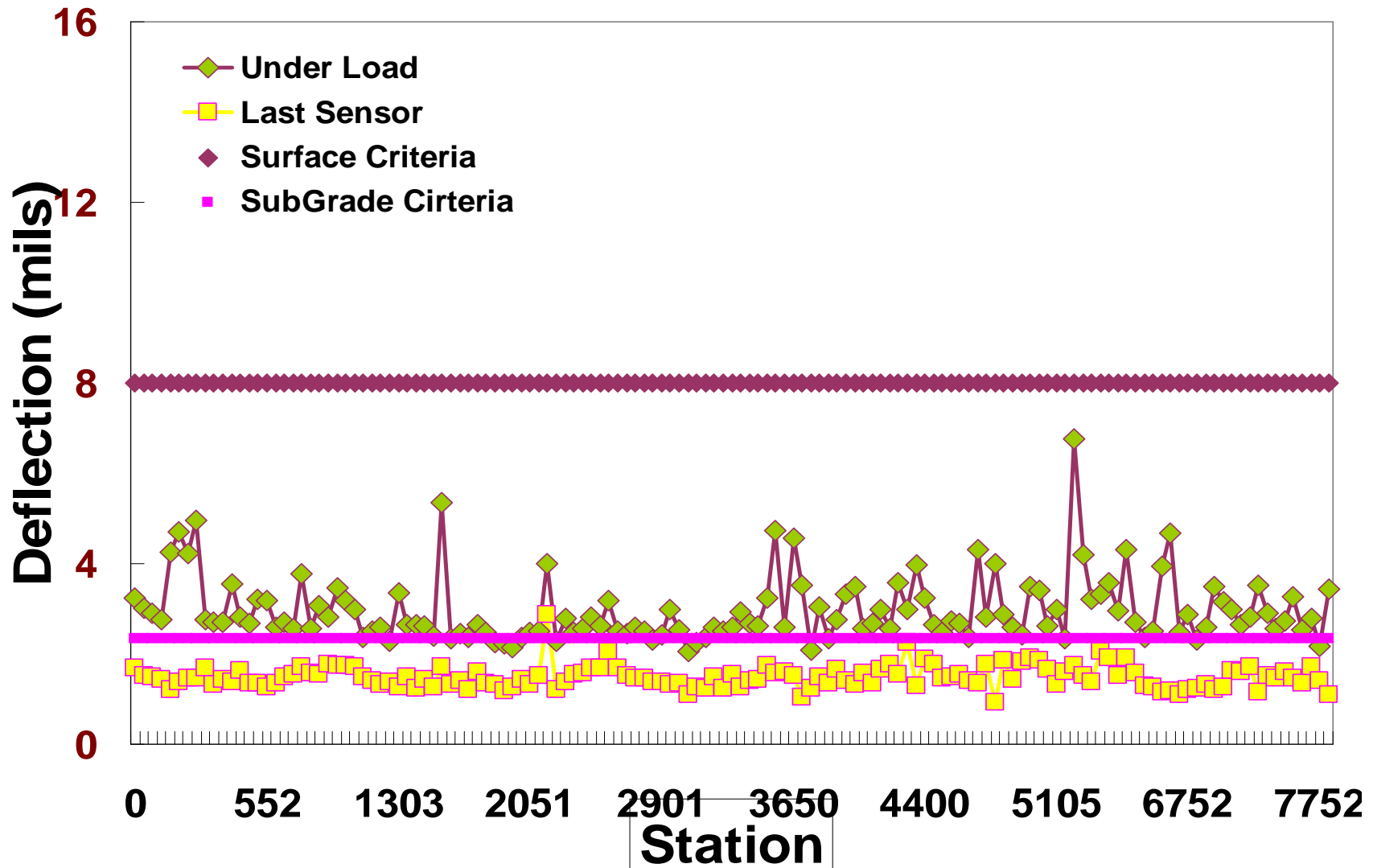
Before  
Underseal

# Void Detection Method 3: Maximum Deflection Criteria



After  
Underseal

# Void Detection Method 3: Maximum Deflection Criteria



# Keep in mind...

- It is possible that one methodology may indicate the presence of voids, while another method may indicate no voids
  - Relatively small void (for now)
  - Presence of other distresses
- All three methodologies are used in conjunction with each other

# Questions

**Khaled A. Galal, Ph.D.**  
Pavement & Material  
Research Team Leader

2127 Ayrley Town  
Boulevard Ste. 300  
Charlotte NC 28273  
Ph: (980) 297-7655  
Fx: (704) 329-0905  
Cell: (980) 225-3077  
Khaled.Galal@stantec.com

**Leanne Whiteley-Lagace,  
M.A.Sc., P.Eng.**  
Pavement Engineer

1400 Rymal Road East  
Hamilton ON  
Ph: (905) 381-3243  
Fx: (905) 385-3534  
Cell: (289) 339-1749  
Leanne.WhiteleyLagace  
@stantec.com